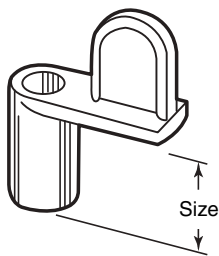


## Finish (Part Number)

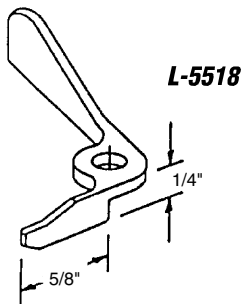
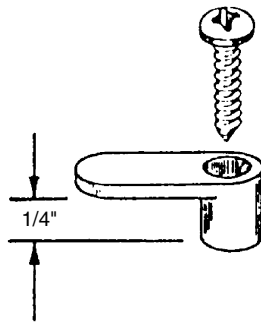
Size	Mill	Bronze	White
Flush *	L-5500	L-5583	L-5608
1/16" *	L-5501	L-5584	L-5609
1/8" *	L-5502	L-5585	L-5610
3/16" *	L-5549	L-5586	L-5611
1/4" *	L-5550	L-5587	L-5612
5/16" **	L-5503	L-5588	L-5613
3/8" **	L-5504	L-5589	L-5614
7/16" **	L-5505	L-5590	L-5615
1-3/16" **	L-5606	L-5607	L-5616

\*No. 8 Phillips pan head sheet metal screws.  
 \*\*No. 10-24 Phillips pan head machine screws.



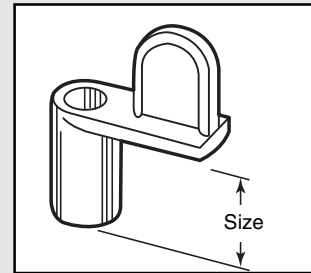
**Special  
For Hawaii**

**L-5557**



## Diecast Clips

**Contents:** 12 clips with installation screws.



**Description:** Painted and plated clips used to attach screen to window opening.

**NOTE:** Also available in bulk (1000/ctn.)  
*Almond & Ad* available in bulk only.

## Diecast Clips (Special)

**Contents:** 12 clips with #8 x 1" Phillips pan head sheet metal screws.

### Finish (Part Number)

Size	Mill	Bronze	White
5/16"	L-5665	L-5668	L-5674
3/8"	L-5666	L-5669	L-5675
7/16"	L-5667	L-5670	L-5676

**Description:** Painted and plated clips; supplied with 1" long sheet metal screws for Hawaii installations.

## L-5557 (1/4")

## Diecast Clips

**Contents:** 12 clips with #8 x 3/4" Phillips pan head sheet metal screws.

**Description:** Flat top style clips used to attach screen to window opening.

## L-5518

## Diecast Clips

**Contents:** 6 clips with #4 x 3/8" Phillips pan head sheet metal screws.

**Description:** Lever style clip used to attach screen to window opening.

*Call for  
Availability*

# Window Screen Hardware

## Plastic Clips

**Contents:** 12 clips with installation screws.

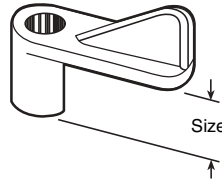
### Color (Part Number)

Size	Gray	Black	White	Bronze
1/16" *	L-5507	L-5718	L-5721	L-5724
1/8" *	L-5679	L-5719	L-5722	L-5725
3/16" *	L-5508	L-5720	L-5723	L-5726
5/16" **	L-5509	L-5570	L-5573	L-5727
3/8" **	L-5510	L-5571	L-5574	L-5728
7/16" **	L-5511	L-5572	L-5575	L-5729

**Description:** Clips in various colors used to attach screen to window opening.

\*No. 8 Phillips pan head **sheet metal screws**.

\*\*No. 10-24 Phillips pan head **machine screws**.



**L-5671** (5/16")  
**L-5672** (3/8")  
**L-5673** (7/16")

## Plastic Clips (Gray)

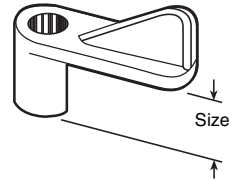
**Contents:** 12 clips with #8 x 1" Phillips pan head sheet metal screws.

**Description:** Clips are supplied with **1" long screws** for **Hawaii** installations.



**Special  
For Hawaii**

**L-5671  
L-5672  
L-5673**

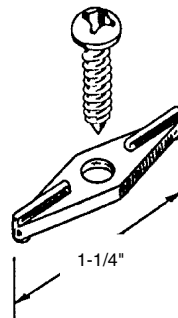


**L-5517** (White)  
**L-5664** (Black)

## Flush Clips (Plastic)

**Contents:** 12 clips with #6 x 5/8" Phillips pan head sheet metal screws.

**Description:** **Double wing** flush clips used to attach screens and storm windows to window opening.



**L-5517  
L-5664**

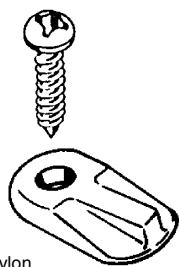
## Flush Clips (Plastic)

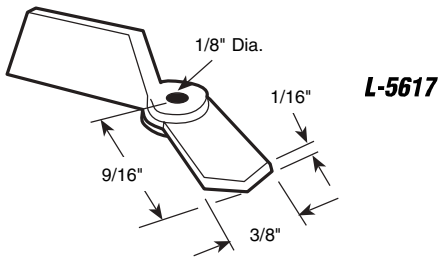
**Contents:** 12 clips with #8 x 3/4" Phillips pan head sheet metal screws.

Color	Part Number
White	L-5506
Brown	L-5569
Black	L-5630
Gray	L-5680

**Description:** Clips are supplied with screws, used to attach screens and storm windows to window opening.

**L-5506  
L-5569  
L-5630  
L-5680**



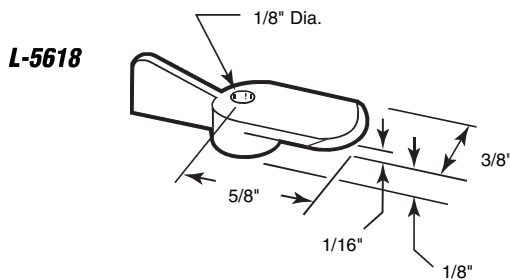


## L-5617

### Turn Buttons (White plastic)

**Contents:** 12 turn buttons with #4 x 3/4" Phillips pan head sheet metal screws.

**Description:** Turn buttons used to attach screens and storm windows to window opening.

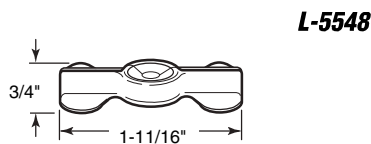


## L-5618

### Swivel Clips (White nylon)

**Contents:** 12 clips with #8 x 3/4" Phillips pan head sheet metal screws.

**Description:** Swivel clips used to attach screens and storm windows to window opening.

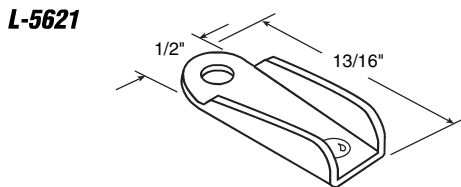


## L-5548

### Flush Clips

**Contents:** 6 clips with #8 x 1/2" flat head sheet metal screws.

**Description:** Nickel plated steel, double wing clips used to attach screens and storm windows to window opening; also applied to narrow rails to hold adjacent screens in place.




## L-5621

### Wing Clips

**Contents:** 12 clips with #8 x 3/4" Phillips pan head sheet metal screws.

**Description:** Stamped aluminum clips used to attach screens and storm windows to window opening.



## L-5655

### Metal Clips

**Contents:** 12 clips with #8 x 3/4" Phillips pan head sheet metal screws.

**Description:** Stamped aluminum, double wing clips commonly applied to narrow rails on interior of double casement windows to hold adjacent screens in place.



## L-5656

### Metal Clips

**Contents:** 12 clips with #8 x 3/4" Phillips pan head sheet metal screws,

**Description:** Stamped aluminum clips used with L-5655 on casement window applications and other similar flush mount applications..

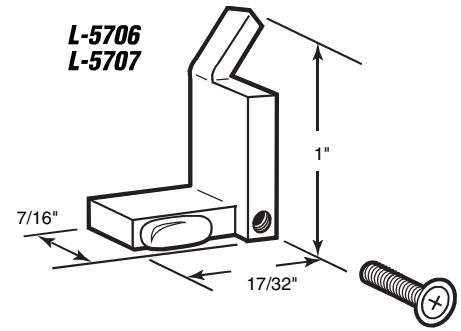
# Window Screen Hardware

**L-5706** (Black)  
**L-5707** (White)

## Nylon Clips

**Contents:** 4 clips with #6 x 5/8" round washer head machine screws.

**Description:** Clips used to attach screens to *Acorn* windows.

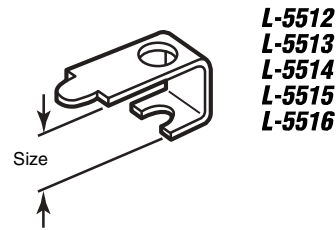


**L-5512** (5/16")  
**L-5513** (3/8")  
**L-5514** (7/16")  
**L-5515** (7/8")  
**L-5516** (1-3/16")

## Casement Clips (Aluminum)

**Contents:** 12 clips with #10-24 Phillips pan head machine screws.

**Description:** Casement clips used to secure window screens and storm windows to window or storm door openings.



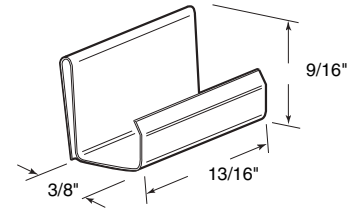
## L-5519

### Retainer Clips (Spring steel)

**Contents:** 6 clips.

**Description:** Retainer clips hold 3/8" screen frame into aluminum window channel; **bright finish**.

**L-5519**



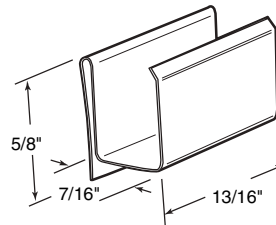
## L-5520

### Retainer Clips (Spring steel)

**Contents:** 6 clips.

**Description:** Retainer clips hold 7/16" screen frame to aluminum window channel; **bright finish**.

**L-5520**



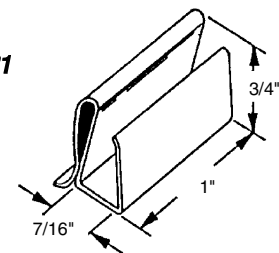
## L-5521

### Retainer Clips (Vinyl)

**Contents:** 6 clips.

**Description:** Black vinyl clips are used to hold 3/8" and 7/16" screen frame into aluminum window channel.

**L-5521**



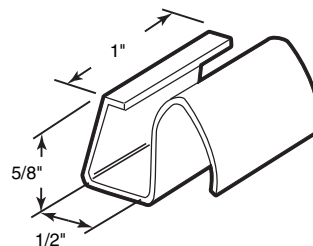
## L-5603

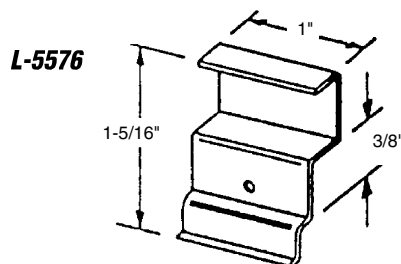
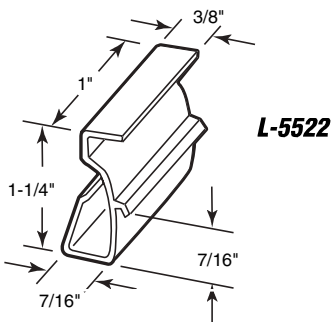
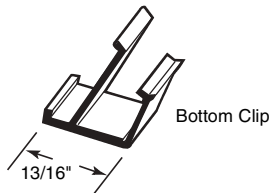
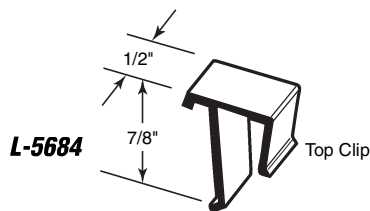
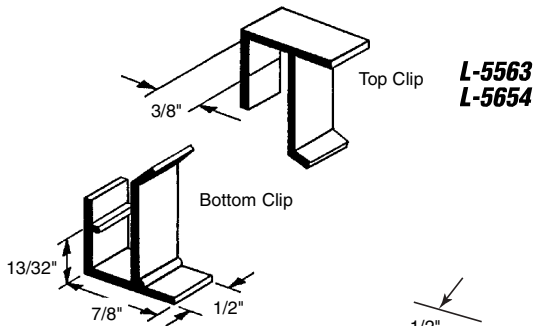
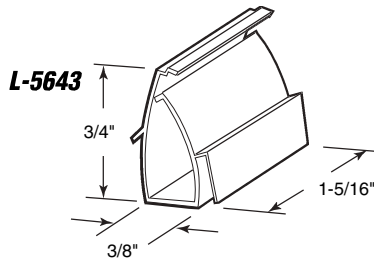
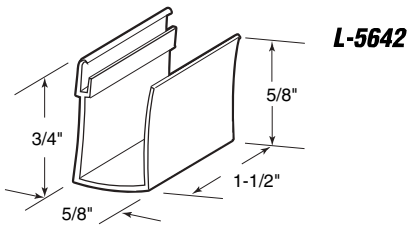
### Retainer Clips (Vinyl)

**Contents:** 6 clips

**Description:** Black vinyl clips are used to hold 3/8" screen frame into aluminum window channel; fits on *Tom Ray* windows.

**L-5603**





## L-5642

### Retainer Clips (Vinyl)

**Contents:** 6 clips.

**Description:** Black vinyl clips are used to hold screen frame into aluminum window channel; fits on "Old Style" *Better Built* windows.

## L-5643

### Retainer Clips (Vinyl)

**Contents:** 6 clips.

**Description:** Black vinyl clips are used to hold screen frame into aluminum window channel; fits on "New Style" *Better Built* windows.

## L-5563 (2 sets/card)

## L-5654 (4 sets/card)

### Retainer Clips (Vinyl)

**Contents:** 1 set = 1 top clip and 1 bottom clip.

**Description:** Black vinyl clips hold screen frame into sliding window frame channel; fits on *H&D Industries* for 7/16" frame. **Very popular in the Northwest.**

## L-5684

### Retainer Clips (Vinyl)

**Contents:** 4 top and 4 bottom clips.

**Description:** Black vinyl clips hold screen frame into sliding window frame channel; for 3/8" frame.

## L-5522

### Lift and Retainer Clips (Vinyl)

**Contents:** 6 clips

**Description:** Black vinyl clips used to hold 3/8" screen frame into aluminum window channel; lift tab assists in screen removal.

## L-5576

### Lift and Retainer Clips (Aluminum)

**Contents:** 6 clips with installation screws.

**Description:** Stamped aluminum clip used as a lift handle and screen frame retainer on sliding aluminum windows.

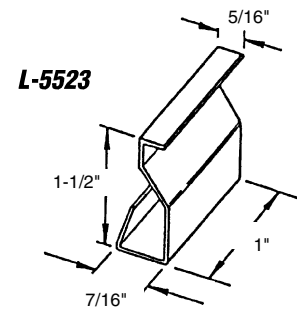
# Window Screen Hardware

## L-5523

**Lift Tabs** (Plastic)

**Contents:** 6 tabs.

**Description:** **Black vinyl** lift tabs used to aid in removal of **7/16"** window screen from window frame.

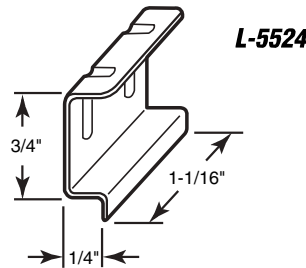


## L-5524

**Lift Tabs** (Metal)

**Contents:** 6 tabs.

**Description:** **Stamped aluminum** lift tab is installed in spline channel to aid in removal of window screen from window frame.



**L-5525** (White)

**L-5566** (Black)

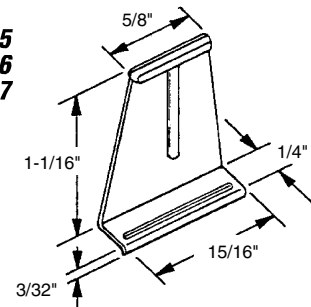
**L-5677** (Gray)

**Lift Tabs** (Plastic)

**Contents:** 6 tabs.

**Description:** **Plastic** lift tab is installed in spline channel to aid in removal of window screen from window frame.

**L-5525**  
**L-5566**  
**L-5677**

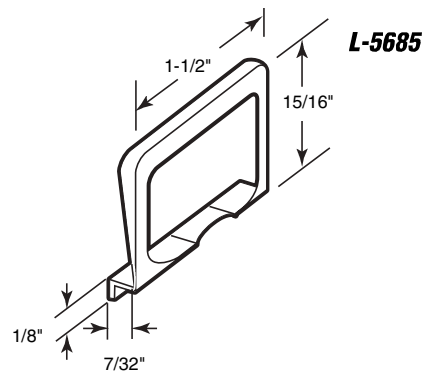


## L-5685

**Lift Tabs** (Plastic)

**Contents:** 6 tabs.

**Description:** **Deluxe black plastic** lift tab is installed in spline channel to aid in removal of window screen from window frame.



**L-5686** (Gray)

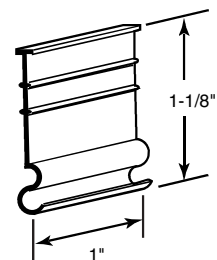
**L-5687** (Black)

**Lift Tabs** (Vinyl)

**Contents:** 6 tabs.

**Description:** **Vinyl** lift tab may be installed in most sizes of spline channel to aid in removal of window screen from window frame.

**L-5686**  
**L-5687**



# Window Screen Hardware

## Stretcher Clips

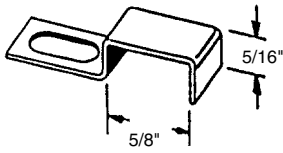
**Contents:** 12 clips; 12 - #10 x 3/8" Phillips pan head sheet metal screws.

Part #	Frame Application
L-5578	3/8" x 5/8" flanged frame
L-5579	5/16" x 3/4" frame
L-5580	3/8" x 3/4" frame
L-5581	7/16" x 11/16" frame
L-5582*	For "Miami" Windows
L-5596	1/4" x 3/4" frame
L-5597	For flanged frame
L-5598	For "Keller" windows - old style
L-5599	For "Keller" windows - new style
L-5600	"Z" clips with 1/8" offset
L-5602	1/4" x 11/16" frame
L-5622	3/8" x 13/16" flanged frame
L-5678	For recessed frame
L-5682	3/8" x 5/8" frame

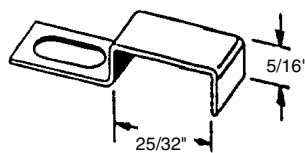
**Description:** Stamped aluminum clips for attaching window screens to awning and other types of windows.

\* Installation screws are not required for this item.

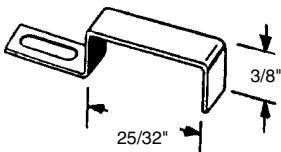
**L-5578**



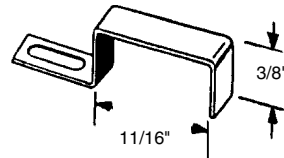
**L-5579**



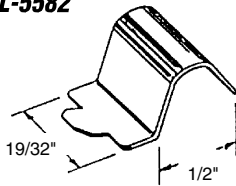
**L-5580**



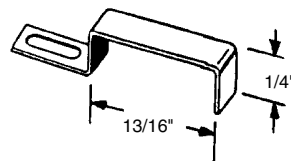
**L-5581**



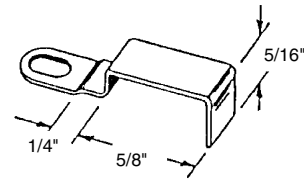
**L-5582**



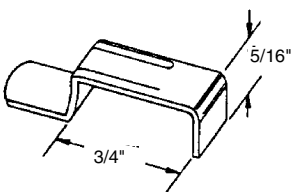
**L-5596**



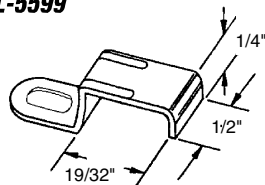
**L-5597**



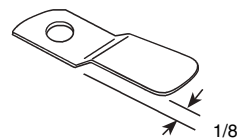
**L-5598**



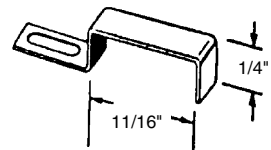
**L-5599**



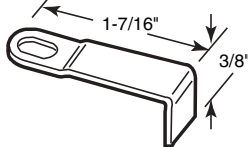
**L-5600**



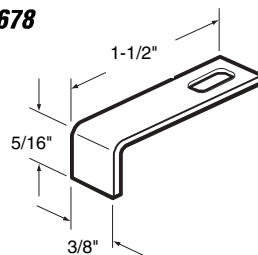
**L-5602**



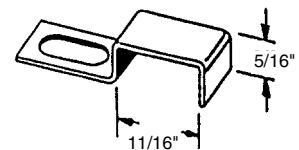
**L-5622**



**L-5678**



**L-5682**



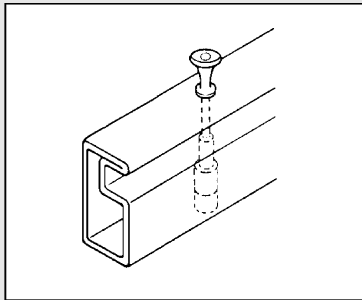
# Window Screen Hardware

## Plunger Latches

**Contents:** 6 latch assemblies.

Part #	Plunger	Cap	Screen Frame
L-5539	Nylon	Nylon	1/4" or 5/16" x 3/4"
L-5540	Nylon	Nylon	3/8" or 7/16" x 3/4"
L-5541	Diecast	Nylon	3/8" or 7/16" x 3/4"
L-5542	Diecast	Nylon	7/16" x 1"
L-5555	Aluminum	Aluminum	5/8"
L-5631	Aluminum	Aluminum	7/16" x 3/4"
L-5632	Aluminum	Aluminum	7/16" x 1"

**Description:** Spring loaded plunger latches hold aluminum frame screens into window frames.



**Note:** For new installations, see **part no. L-5628** on page L-12. This **step drill** may be used for drilling screen frame for all plunger latches except **part no. L-5539**.

**L-5536** (For 5/8" frame) - 3/32"

**L-5537** (For 3/4" frame) - 1/8"

**L-5538** (For 1" frame) - 1/8"

## Lock Pins

**Contents:** 6 pins.

**Description:** Plated steel pin used to secure window screens to sliding aluminum windows.

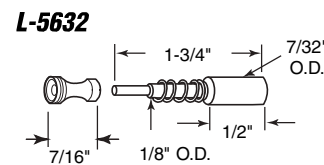
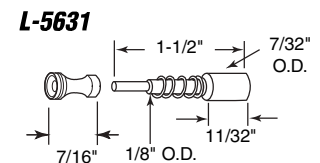
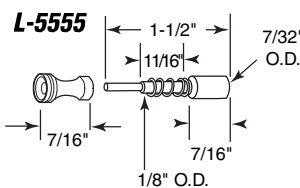
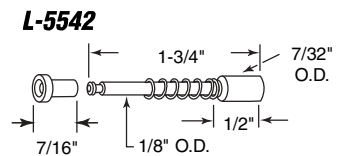
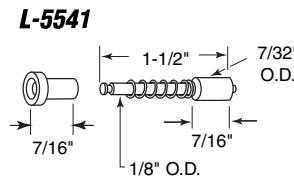
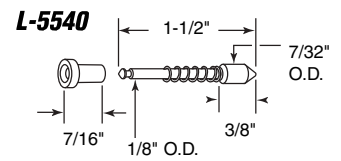
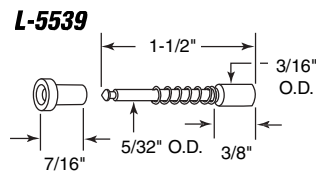
**L-5545** (1-1/2" long)

**L-5559** (1-13/32" long)

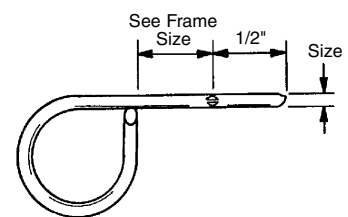
## Slide Locks

**Contents:** 6 locks.

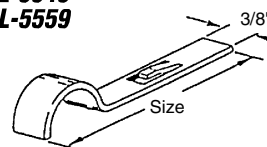
**Description:** Stamped aluminum locks used to attach window screens to aluminum window channels.



**L-5536**  
**L-5537**  
**L-5538**

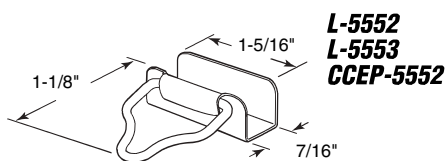
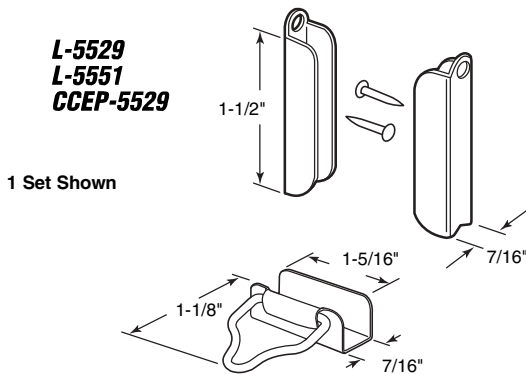
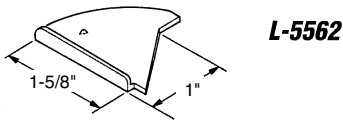
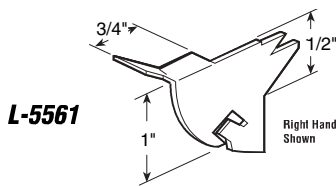
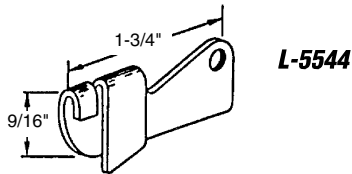
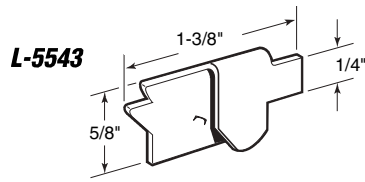


**L-5545**  
**L-5559**





# Window Screen Hardware




- L-5543** (Snap-on)
- L-5544** (Rivet-on)
- L-5561** (Swivel)
- L-5562** (Swivel)

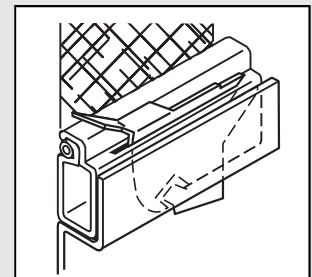
## Knife Latches

**Contents:** 3 left hand & 3 right hand latches.

**Description:** Stamped aluminum latches used to secure window screens to sliding aluminum window frames.



Clasp Latching



Slot Latching

- L-5529** (Mill finish)\*
- L-5551** (Painted gray)

## Hangers and Latches

**Contents:** 4 top hangers; 2 bottom latches; 2 ball head screws.

**Description:** Stamped aluminum hardware used to install 7/16" thick window screens to wood framed windows; the contents will accommodate installation of (2) window screens.

\*Bulk: CCEP-5529 (2 sets/bag) 50 bags/box.

- L-5552** (Mill finish)\*
- L-5553** (Painted gray)

## Bottom Latches

**Contents:** 4 latches; 4 ball head screws.

**Description:** Stamped aluminum latches slip-on to bottom of 7/16" thick frame; used to hold bottom of window screen to wood window sill.

\*Bulk: CCEP-5552 (4/bag) 100 bags/box.

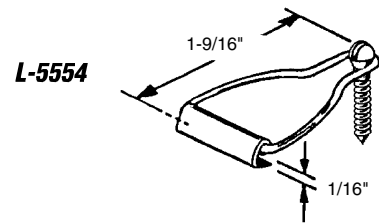
# Window Screen Hardware

## L-5554

### Spline Latch

**Contents:** 4 latches; 4 ball head screws.

**Description:** Stamped aluminum latch is installed into spline channel of window screen; used to hold bottom of screen to wood-framed window sill.



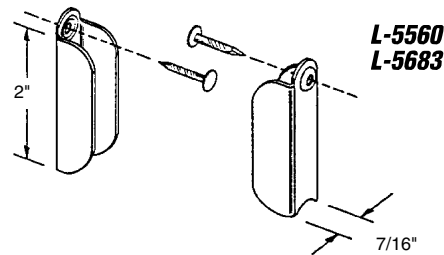
**L-5560** (Aluminum)

**L-5683** (White)

### Top Hangers

**Contents:** 6 hangers; 6 nails.

**Description:** Stamped mill finish and white painted aluminum hangers nail into top corners of wood window frame; used to hold 7/16" thick screen frame to window frame and allow for easy removal.

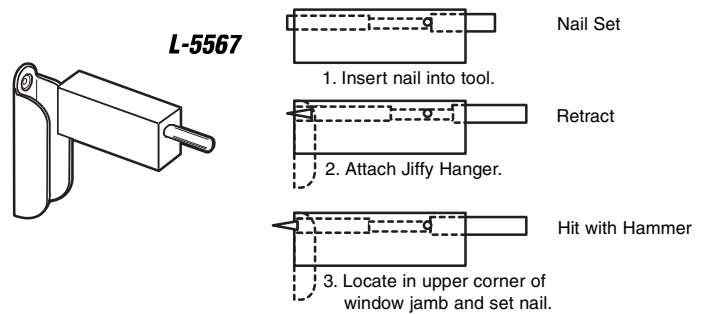


## L-5567

### Nail Set Tool

**Contents:** 1 tool.

**Description:** Plated steel tool used to install nails into wood framed windows using L-5529, L-5551, L-5560 hangers.



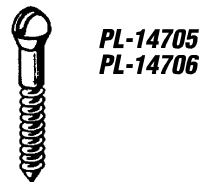
**PL-14705** (100/tub)

**PL-14706** (1000/tub)

### Ball Head Screws

**Contents:** Bulk screws in plastic tub.

**Description:** Plated steel screws are used with bottom latches L-5552, L-5553 & L-5554 to hold window screen to wood window sill; no. 8 x 1" ball head screw.

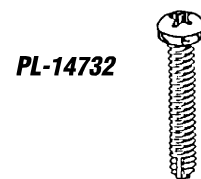


## PL-14732

### Self-Tapping Screws

**Contents:** 100 bulk screws in plastic tub.

**Description:** 10-24 x 3/4" Phillips pan head self-tapping machine screw; used to attach screen clips onto steel window frames.



**L-5623** (523)

**L-5624** (524)

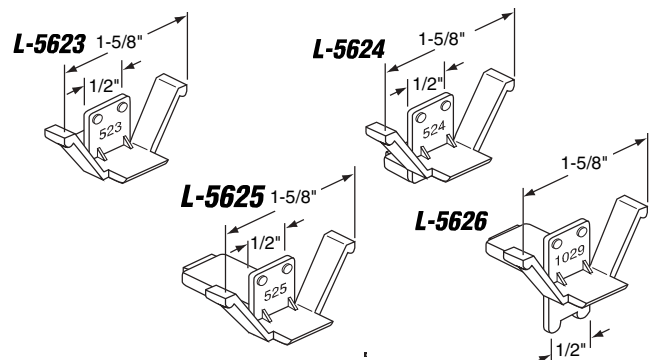
**L-5625** (525)

**L-5626** (1029)

### Retainer Clips

**Contents:** 4 clips.

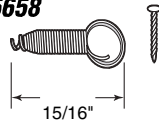
**Description:** Clear plastic clips; used exclusively in Western Canada to hold window screens to sliding window frames; use number molded into plastic part for exact replacement.



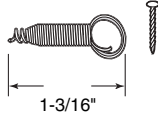
**L-5532**



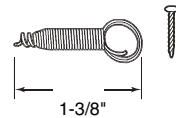
**L-5658**



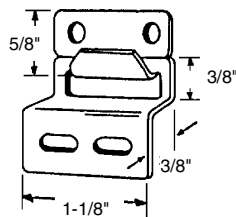
**L-5659**



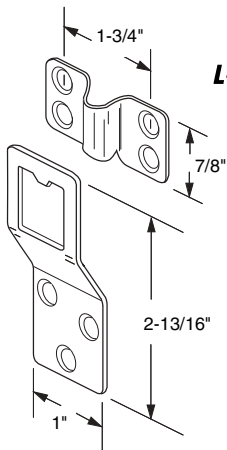
**L-5660**



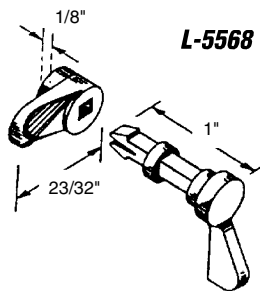
**L-5534**



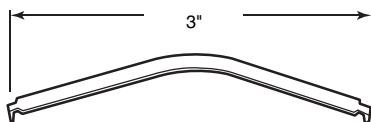
**L-5661**



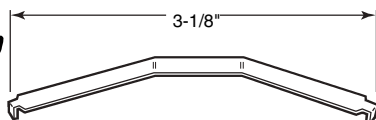
**L-5568**



**L-5527**



**L-5629**



**L-5532** (Plated steel)  
**L-5658** (Stainless steel)  
**L-5659** (Stainless steel)  
**L-5660** (Stainless steel)

## Spring Latches

**Contents:** 6 springs; 6 nails.

**Description:** Spring steel latches are used to hold bottom of window screen to wood framed window sill. Aluminum nail is driven part-way into sill and spring loop is pulled over nail.

## L-5534

### Top Hangers

**Contents:** 4 hooks; 4 keepers; 4 sets of installation screws.

**Description:** Stamped aluminum hardware; used on wood framed windows; top mounted; hooks mount to window frame and keepers mount to screen frame.

## L-5661

### Top Hangers

**Contents:** 2 hooks; 2 keepers; 2 sets of installation screws.

**Description:** Plated steel hardware; used on wood framed windows; top mounted; hooks mount to window frame and keepers mount to screen frame.

## L-5568

### Retainer Clip Assemblies

**Contents:** 6 clips; 6 lock pins.

**Description:** Plastic assembly fits on Arcadia 770 and 780 Series windows; holds screen frame to window frame.

## L-5527

(Round top)

## L-5629

(Flat top)

### Tension Springs

**Contents:** 6 springs.

**Description:** Heat-treated steel tension springs hold window screens into sliding aluminum window screen channels. Requires two (2) 3/16" holes drilled 3-3/16" apart.

# Window Screen Hardware

**L-5577** (1/4" wide)  
**L-5605** (3/16" wide)

## Tension Springs

**Contents:** 6 springs.

**Description:** Heat-treated steel tension springs hold window screens into sliding aluminum window screen channels. Slips into corner of 3/8" or 7/16" frame. No tools required.

**L-5528**  
**L-5620** (Heavy Duty)

## Tension Springs

**Contents:** 12 springs.

**Description:** Plated steel spring wire; designed to hold window screens into sliding aluminum window screen channels.

**L-5535**

## Hook & Eye

**Contents:** 2 hooks; 2 eyes.

**Description:** Plated steel hook and eye; used as a bottom latch on traditional wood frame window screens.

**L-5604**

## Clips

**Contents:** 4 clips.

**Description:** Stamped aluminum clips used for mounting window screens and storm panels to window frames.

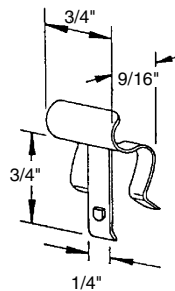
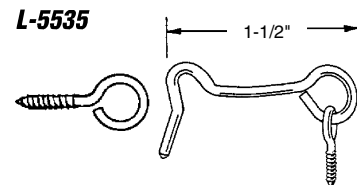
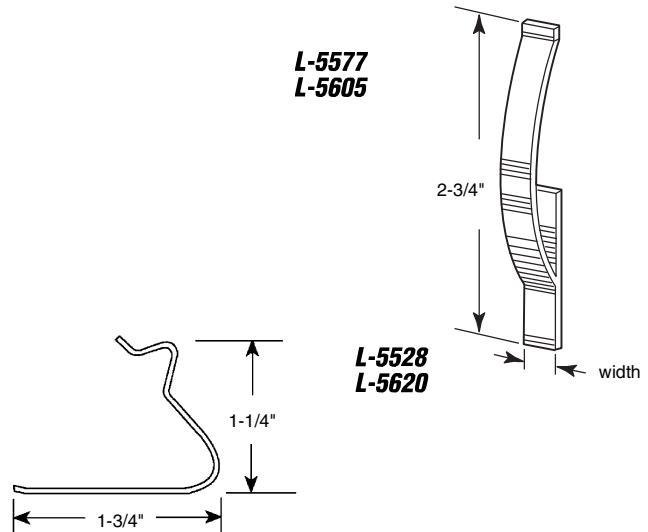
**L-5628**

## Step Drill

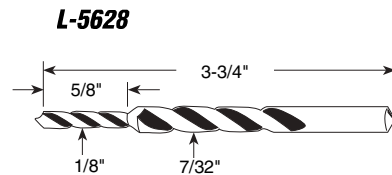
**Contents:** 1 drill.

**Description:** Specially designed step drill is used to install a variety of plunger latches (see page L-8).

You may also wish to stock these related parts: L-5539, L-5540, L-5541, L-5542, L-5555, L-5627.

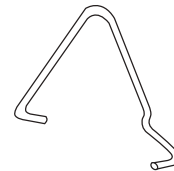
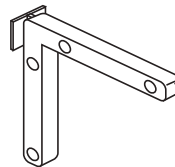
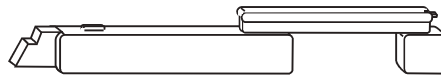
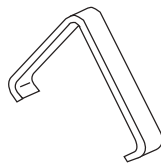


**L-5604**



**L-5628**

## Also Available:



Call customer service for our complete  
**"Make-to-Fit"** Screen Components and Accessories Catalog (ZZ-75).